



Molift Trolleys

Do you wish to install a Molift hoist in an existing rail system?

Replacing an old hoist and keeping an existing rail system in place is a smart and sustainable way to save both time and money.

Molift offers an extensive range of trolleys accommodating many rail profiles on the market, enabling you to replace an old hoist with a new Molift Air or Molift Nomad.

This document provides an overview of Molift's extensive trolley assortment and guides you on which trolley is needed to replace a hoist in a rail from any given manufacturer. If you have any trouble finding what you're looking for, please don't hesitate to contact us.

Whenever using a Molift hoist with an existing rail system, always remember to follow the lowest Safe Working Load (SWL) of the hoist and rail system.



Trolleys for Molift Air 200, 205, 300, 350



Trolley Type
Rail profile
Rail manufacturer(s)

Air Type Arjo	Unavailable	Basic Type 0	Unavailable
Arjo / BHM	Inalto, NHD	Joerns Voyager	Spectra

Basic Type L	Unavailable	Basic Type E
Liko, Handicare, Symmetrikit ^b	Merivaara	WinnCare 103

Air G Midi Narrow ¹	Unavailable	Type G/J ²	Air IRC Guldmann ²
Guldmann MIDI	Guldmann MIDI	Guldmann MIDI, Joerns	Guldmann MIDI, Joerns

Basic Horcher Handicare	Basic Type G+I	IRC GH3	Air Liko High
Horcher	Guldmann ABC, Invacare	Guldmann ABC	Liko (High)

¹ Mounted vertically

² Mounted horizontally

^a Adapter to existing trolley

^b Only for straight rails

Unavailable	Unavailable	Ergolet/WinnCare	Unavailable
Symmetrikit Mk7	Opemed	WinnCare 75/135	EasyTrack

Basic Type H			
Guldmann Mini, Go Lift, Joerns, Protolift			

Type C	Basic Type F		
WinnCare 75, Chiltern, Pacific Supply	Freeway, Heymer, Human Care		

Trolleys for Molift Air 500








Trolley Type
Rail profile
Rail manufacturer(s)



Joerns/Guldmann Gh3	Air 500 Joerns
Guldmann ABC	Joerns

Trolleys for Molift Nomad



Trolley Type
Rail profile 
Rail manufacturer(s)

Nomad for Human Care ^a	Unavailable	Nomad Liko Rail	Nomad Type N
			
Human Care	Inalto	Liko	Arjo / BHM

Nomad with Brake Type H
 
Joerns, Guldmann

^a Adapter to existing trolley

Etac is a world-leading developer and provider of ergonomic assistive devices and patient handling equipment.

Molift by Etac provides ergonomic hoists, slings and transfer assistive devices enabling safe and comfortable transfers with both caregivers and users in mind.

For the latest news and continuously updated product information – visit: www.etac.com